

SOUNDSCAPES® Shapes Accessory Kits

Applications always require more than one kit.

ITEM # KIT CONTENTS

5450 – Deck Hanging Kit

Allows for suspending individual shapes or grouping frames from deck and bottom end adjustment of height at panel or frame level. Individual suspension of SOUNDSCAPES Canopies require two Deck Hanging Kits (item 5450) per panel.

- (2) gripper structure anchors
- (2) gripper structure caps
- (2) 2438mm aircraft cables
- (2) bottom end cable adjusters
- (2) nuts with washers



NEW

5438 – Angled Hanging Kit

For use when hanging panels at different angles. Extends from the end of Deck Hanging Kit (5450).

- (2) angled hanging cables



625530 – Extended Hanging Cables

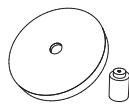
For use with deck hanging kit when longer cables are needed

- (4) 9144mm aircraft cables

7006 – Escutcheon Kit

Used when hanging panels below an existing ceiling

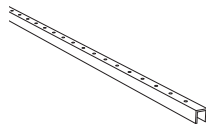
- (2) collars with set screws
- (2) 50mm escutcheons



5451 – Grouping Frames Kit

Suspension frames used to group panels together

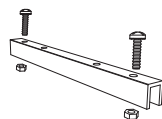
- (4) suspension frames, 3658mm long, black



5452 – Frame Splice Kit

Connects group suspension frames for longer runs (> 3658mm)

- (2) group frame connectors, 354mm long, black
- (4) bolts with washers
- (4) nuts

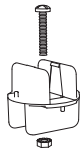


ITEM # KIT CONTENTS

5453 – Frame Alignment Kit

For use with group suspension frames

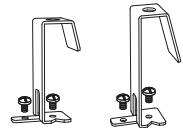
- (4) frame alignment spacers, clear plastic
- (4) bolts
- (4) nuts with washers



5454 – Panel Hook Kit

For use with group frames, (one kit per all panels except item 5449, Large Rectangle, which requires 2 kits)

- (2) 114mm high panel hooks, black
- (2) 88mm high panel hooks, black
- (8) bolts



NEW

Multi-plane Hanging Kits

For use when hanging panels at heights below Panel Hook Kit (5454).

5629 – 25mm Drop Hook Kit

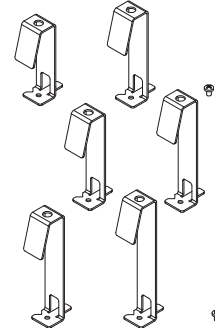
- (2) 114mm hooks
- (2) 139mm hooks
- (8) screws

5630 – 50mm Drop Hook Kit

- (2) 139mm hooks
- (2) 165mm hooks
- (8) screws

5631 – 75mm Drop Hook Kit

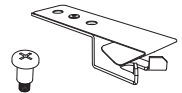
- (2) 165mm hooks
- (2) 190mm hooks
- (8) screws



5455 – Drywall Ceiling Hanging Kit

For individual panel attachment to drywall

- (2) drywall clip assemblies
- (2) shoulder bolts

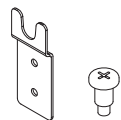


NEW

5588 – Wall Hanging Kit

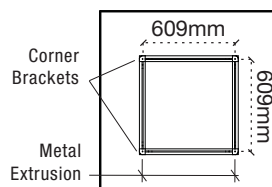
For individual panel attachment to a wall.

- (4) clip assemblies
- (4) shoulder bolts



NOTE: If you need assistance identifying what and how many accessory kits are needed for your project, please contact your Armstrong Office.

Accessory kit hardware is attached to panels via the metal extrusion or corner brackets on the back of each panel. This diagram shows the location of extrusions and corner brackets in the back of each size panel. See installation instructions for more details.



Nominal 1220mm x 1220mm Shapes

Armstrong World Industries Pty Ltd

NSW/ACT

Telephone (02) 9748 1588

Facsimile (02) 9748 7244

VIC/TAS

Telephone (03) 8706 4000

Facsimile (03) 8706 4040

QLD/NT

Telephone (07) 3809 5565

Facsimile (07) 3809 5507

Inspiring Great Spaces® is a Trademark of AFI Licensing LLC. All other trademarks are property of AWI Licensing LLC or affiliates and registered in the U.S. and/or other countries. ©2018 AWI Licensing LLC.

Inspiring Great Spaces®

Armstrong®
CEILING SOLUTIONS